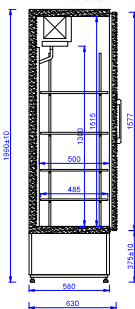
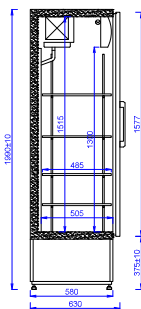




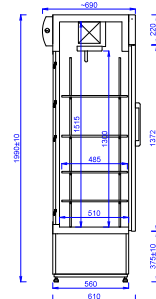
www.mawi-poland.pl



CC 635 / 725



CC 635 GD / 725 GD



CC 635 GD+ / 725 GD+



+1 ... +10 °C

MODEL	DIMENSIONS (L x D x H) [mm]	SIZE OF SHELVES [mm]	QUANTITY OF SHELVES	CAPACITY OF CHAMBER	AMBIENT CONDITIONS [C/RH]	REFRIGERANT (FOR VERSION WITH AGGREGATE) (PI)	NET PRICE €
CC 635 (SCH 400)	635 x 630 x 1990	485 x 510	4	430	+15 ... +25 / 60%	R290	890
CC 725 (SCH 600)	725 x 630 x 1990	485 x 605	4	500	+15 ... +25 / 60%	R290	920
CC 635 GD (SCH 401)	635 x 630 x 1990	485 x 510	4	430	+15 ... +25 / 60%	R290	910
CC 725 GD (SCH 601)	725 x 630 x 1990	485 x 605	4	500	+15 ... +25 / 60%	R290	940
CC 635 GD+ (SCH 402)	635 x 630 x 1990	485 x 510	4	430	+15 ... +25 / 60%	R290	950
CC 725 GD+ (SCH 602)	725 x 630 x 1990	485 x 605	4	500	+15 ... +25 / 60%	R290	1000

CC 635 (SCH 400) CC 725 (SCH 600)

STANDARD EQUIPMENT

- Refrigeration unit built-in
- Body insulated with polyurethane foam
- Full insulated door - CC 635 / CC 725
- Glazed door with glass unit CC 635 GD / CC 725 GD
- Front door and rear glazed wall CC 635 GD+ / CC 725 GD+
- Gravitational cooling
- Electronic thermostat with digital display
- Automatic evaporation of condensate (does not apply to cabinets with aggregate at the top)
- Interior of the cabinet made of aluminium sheet
- Outer body varnished in white
- Four steel mesh shelves in white colour with adjustable height suspension
- LED interior lighting for cabinets GD and GD+
- Illuminated plafond for GD and GD+
- LED interior lighting (applies to GD and GD+)

AVAILABLE OPTIONS

OPTIONS	UNIT	Net price €
Forced cooling	set	50
Additional shelf with a set of hooks	pcs	10
Stainless steel perforated shelf	pcs	20
LED lighting in the angular profile on the sides of the cabinet	pcs	80
Interior made of stainless steel (not applicable to shelves)	set	80
External body made of stainless steel	set	120
internal and external execution of stainless steel - INOX version (does not apply to shelves)	set	240
Price strips for a GD glass cabinet (set of 4 items)	set	20
Body painting according to the Mawi RAL template	set	40
Door lock	set	20
Set of wheels	set	70
Shelf hook	pcs	2
Horizontal division of the door	set	80
Unit mounted on top	set	60
Version without REM unit (standard thermostat)	set	-80
Thermostatic expansion valve for factor R452a / R449 for REM version	pcs	60